

Smile Book



NOVA Cat Clinic

1st Edition

Introduction to the Smile Book3

 PLEASE ENJOY OUR SMILE BOOK.....3

Products You Can Use at Home4

Products You Can Use at Home5

Feline Dental Disease6

Feline Dental Disease7

Feline Dental Disease8

The Day of the Teeth Cleaning and Oral Surgery.....9

The Day of the Teeth Cleaning and Oral Surgery.....10

The Day of the Teeth Cleaning and Oral Surgery.....11

The Day of the Teeth Cleaning and Oral Surgery.....12

The Day of the Teeth Cleaning and Oral Surgery.....13

The Day of the Teeth Cleaning and Oral Surgery.....14

The Day After the Procedure.....15



Introduction to the Smile Book

We hope that this book will help you understand how you can improve your cat's dental care. Hopefully by improving dental care, we will be able to improve your cat's quality and quantity of life.

We hope to use this book to explain how we treat your cats teeth. It will explain why we have to use anesthesia, and how we keep them pain free.

PLEASE ENJOY OUR SMILE BOOK

We welcome your questions and comments .

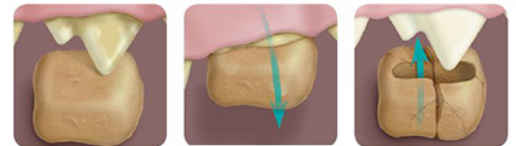
The Doctors and Team at NOVA Cat Clinic



Chapter 1

Products You Can Use at Home

Good dental health can start at home. We have a variety of products that can help you provide your cat(s) the home care they need.



Works like a toothbrush to clean teeth and freshen breath as pets chew.

Patented fibre alignment helps kibble stay in contact with the tooth surface.

Gently scrubs away bacteria laden plaque for better oral and overall health.

We all have to eat, so dental diets are an easy way for your cat to start on the path to good dental health. There are also a variety of treats that can be very helpful




NOVA
Cat Clinic

Chapter 1

Products You Can Use at Home

Brushing is always recommended, but can be very challenging. We wish all of our cats could just brush their own teeth. Until that becomes a reality, we will have to do it for them.



Toothbrushes and Toothbrushing



There are a variety of toothpastes and toothbrushes. The key is to start slowly so your cat can become accustomed to the process. The toothpaste does not have to be rinsed out of the mouth. Even if you cannot brush well, the toothpaste is enzymatic and helps clean the teeth.

NEVER use human tooth paste for your cat.



NOVA
Cat Clinic

Chapter 2

Feline Dental Disease

Periodontal disease

Cats have plaque and tartar like humans. They need to have it professionally removed just like humans. Cats need to be anesthetized to be able to clean their teeth properly since we cannot ask them to sit still. The teeth are graded according to the severity of disease - mild, moderate, severe.



This cat's dental disease would probably be categorized as mild to moderate - Without X-rays we cannot determine the severity of the disease



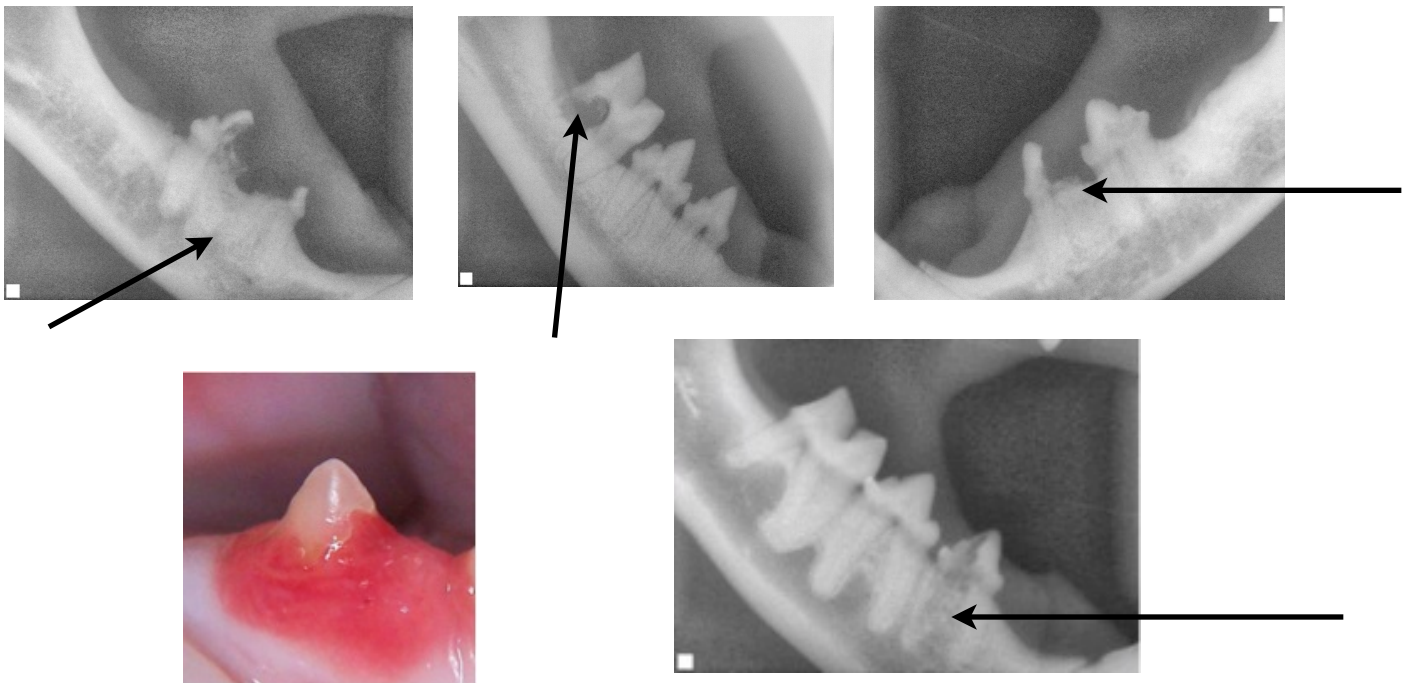
NOVA
Cat Clinic

Chapter 2

Feline Dental Disease

Feline Ondoclastic Resorptive Lesion (FORL)

This is a unique feline issue. This rarely happens in humans, but 72% of all cats over 5 years of age have one or more of these painful lesions. They are similar to cavities in that they are very painful. The root is being absorbed into the bone. The difference is that FORL's start on the inside of the tooth. Human cavities start on the outside of the tooth. We do not know why it happens. [There has been a study that links it to excessive Vitamin D. Cats only get Vitamin D from food.](#) Removing the affected tooth is currently the best solution. How can they eat afterwards? The foods we feed them do not require them to use their teeth. There is no ripping and tearing of flesh.



FORL's are best diagnosed with X-rays. These would be considered stage IV and need to be removed. We do not know why this happens.

Chapter 2

Feline Dental Disease

Stomatitis

This is another unique feline dental issue. The gums are swollen and red. It is extremely painful. The cause is multifactorial and we are not sure exactly why this happens. Treatment sometimes needs to be aggressive. This can involve medication as well as full mouth extraction or removal of all the teeth.



This cat had not been eating well and had lost 2 pounds in the last 2 months. He had been on antibiotics and steroids for months prior. He felt much better post oral surgery



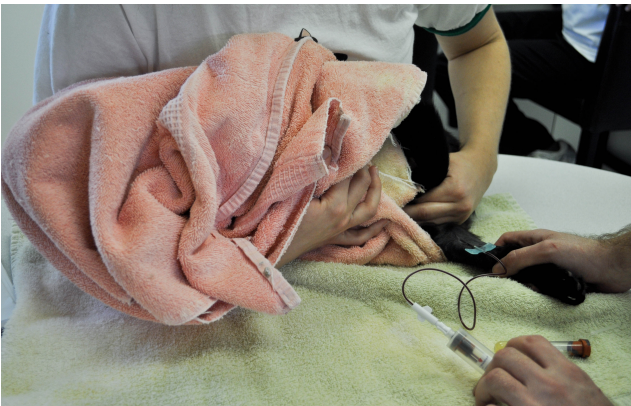
NOVA
Cat Clinic

Chapter 3

The Day of the Teeth Cleaning and Oral Surgery

Before the Procedure

Blood work is a very important part of the procedure. The results tells us how your cat's organs are functioning. We need to be prepared for any issues prior to anesthesia. Every patient has an intravenous catheter and is and is given fluids. Our patients are monitored throughout their time under anesthesia.



A “Burrito” to help with blood collection



Cradle holding to collect blood


We follow the [AAFP guidelines of respectful handling](#).

Chapter 3

The Day of the Teeth Cleaning and Oral Surgery

The Day of the Procedure

Everything starts with X-rays of the mouth. This is the only way to see under the gum line.




The same type of X-ray machine used at your dentist. Except our furry friends are sedated

Chapter 3

The Day of the Teeth Cleaning and Oral Surgery

The Day of the Procedure



The before, during, and after of cleaning

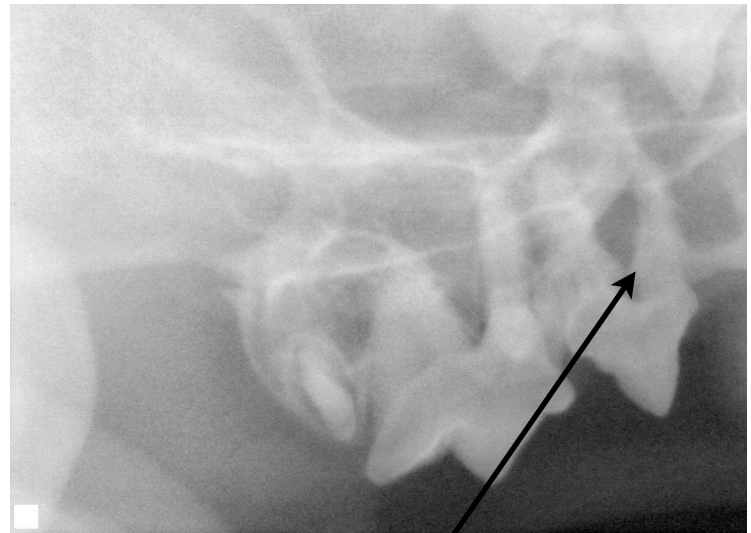


Chapter 3

The Day of the Teeth Cleaning and Oral Surgery

The Day of the Procedure

X-rays used to help determine if there is disease under the gum line. Without X-rays, we would not be sure of the severity of dental disease. They help us form a plan of action.



The dark tooth has bad roots and needs oral surgery to be removed.



NOVA
Cat Clinic

Chapter 3

The Day of the Teeth Cleaning and Oral Surgery

The Day of the Procedure

X-rays used to help determine if there is disease under the gum line.



Broken teeth allow bacteria to enter the tooth. They will become abscessed and are extremely painful. First because of nerve exposure, then because of infection. Oral surgery and removal can alleviate the pain

Chapter 3

The Day of the Teeth Cleaning and Oral Surgery

The Day of the Procedure

Laser treatment is a new way to increase healing and decrease inflammation. It complements other methods of pain management. Local blocks are given prior to oral surgery to decrease pain. Long acting opioids that last for 72 hours are also given and decrease the need for medication at home. In select cases, non-steroidal anti-inflammatories (NSAID's) are used



Your cats eyes are covered during laser therapy

Chapter 4

The Day After the Procedure

The Day After The Procedure

We will follow up to make sure your cat is doing okay, and to make sure to answer any questions. We want to note anything that is different from normal. We will recheck your cat at no charge if you have any concerns. However, there will be a charge if we need to prescribe medication.



A wonderful time to being a home dental care program is after a dental cleaning as you will have a clean slate. Please feel free to ask any questions.